



PP-17DH

MULTI-LEVEL PARKING LIFT

More information please login
www.oparck.com
www.sxdinggao.en.alibaba.com

PRODUCT DESCRIPTION

- **Power Post.** The Post that holds the Power Unit. Mount the Power Unit on one of the two Mounting Brackets.
- **Power Unit.** An electric/hydraulic unit that connects to an electric power source and then provides Hydraulic Fluid to the Hydraulic Cylinder that raises and lowers the Runways.
- **Flex Tubes.** Not shown. A flexible, black tube that attaches to an opening on the Powerside Runway on one end and to the Power Unit on the other end. Used for protecting the Return Line, Air Line, and Hydraulic Hose (and Microswitch Cable for Upper Platform) as they are routed to the Power Unit. One Flex Tube per Platform.
- **Upper Platform.** Can hold Vehicles up to 7,000 lbs.
- **Lower Platform.** Can hold Vehicles up to 9,000 lbs.
- **Powerside Runway.** On the same side as the Power Post (holds the Power Unit). The Powerside Runway has the Hydraulic Cylinder and the Cables under it. Same for both Platforms.
- **Offside Runway.** The other Runway. It does not have a Hydraulic Cylinder or Cables under it. Same for both Platforms.
- **Aluminum Decks.** Sits in between the two Runways. Protects any leakage from falling onto the Vehicle below. Two per Platform.
- **Safety Shutoff Bar.** Located on the underside of the Upper Platform. The Safety Shutoff Bar stops upward movement of the Lift. If you are raising a Vehicle on the Lower Platform and it hits the Safety Shutoff Bar, the Lift immediately stops moving.
- **Crossbeams.** Extra structural stability for your Lift. Two Crossbeams connect the Powerside Posts and another two connect the Offside Posts.
- **Crossbeam Brackets.** Holds the Crossbeams in place, two per Post. Brackets must face the inside of the Lift.
- **Drive-up Ramps.** The Upper Platform uses a longer set of Ramps, and the Lower Platform uses a shorter set of Ramps. Use them to drive onto and off of the Runways. Two per Platform.
- **Tire Stops.** Located at the Front of the Lift, Tire Stops prevent the Vehicle's Front Tires from going any further forward. Additionally, we recommend that you chock the Vehicle's Rear Tires. Two per Platform.
- **Safety Locks.** Once engaged, they hold the Runways in position, even if the power goes out or there is a leak in the Hydraulic Hoses. Your Lift has two columns of Safety Locks per post, spaced every four inches. This lets you lock the Runways at just the right height for what you want to do. This Lift also has a backup Slack Safety system; refer to About Safety Locks for more information. Only leave your Lift on the ground or engaged on a Safety Lock.
- **Platform Selector Valve.** Controls which Platform is in operation; only one Platform can be raised or lowered at a time.
- **Pushbutton Air Valve.** Moves the Safety Locks away from the Ladder so that they do not engage as you lower the Lift. Used to lower the Runways.
- **Ladders.** Pieces of steel that gets installed at the back of each Post; these are part of the Safety Lock system.



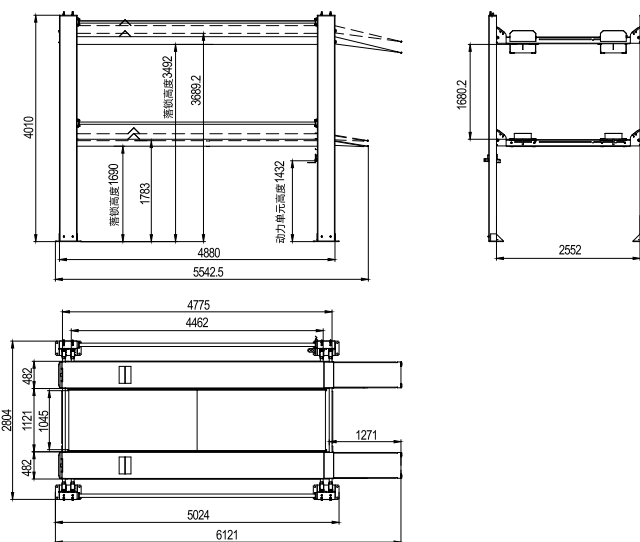
PP-17DH

MULTI-LEVEL PARKING LIFT



技术参数 Technical parameters

Model	PP-17DH
L×W×H	6121×2804×4010mm
Max. Lifting Height (upper platform)	3689mm
Max. Lifting Height (lower platform)	1783mm
Min Height	270mm
Overall length	6121mm
Inside column width	2552mm
Overall Width	4010mm
Platform Length	4775mm
Runway Width	482mm
Width between runway	1121mm
Upper platform capacity	7000lbs
Lower platform capacity	9000lbs



细节说明 Detail




Air cylinder for air release



Pulley and cable under upper main platform




Limit switch




Oil-water separator



Air release device



Lock ladder inside the column



Stop running plate



Stop running plate

OPARCK

More information please login:
www.oparck.com www.sxdinggao.en.alibaba.com

SHAOXINGDINGGAOMECHANICAL EQUIPMENT CO., LTD.

NO.186 Mashan Road, Paojiang Industrial Zone, Shaoxing, Zhejiang, China
 TEL: 0086-0575-84623366 FAX: 0086-0575-84623331
 E-mail: lichao@dinggaomechanical.com



www.oparck.com



www.sxdinggao.en.alibaba.com